

[www.veda-edu.com](http://www.veda-edu.com)

# **VEDA**

## **MEMORIES**

down the lane



Quarterly Newsletter by  
MCE Society's VEDA College

**FEB TO JULY 2020**

# CONTENTS

## VEDA MEMORIES down the lane



PUNE ANIMATION FILM MAHOTSAV SPECIAL EDITION

01	Dean's Desk
	Pune Animation Film Mahotsav
02	Anekta Mein Ekta Film
04	The Kitchen Story Film
06	Motherhood Film
08	Maistro Film
10	The Pick Film
12	The Little Frog Film
14	Farmer Film
16	Kalotsav Events 2019-20
20	Online Guest Session by VEDA College
22	Interview With Inspiration Series
25	Student Welfare Officer Report



# DEAN'S DESK

Dear Readers,

This newsletter is coming to you with the colours of joy and sorrows both. At one end we have colourful and vibrant memories of Kalotsav 2020 and on the other end the cumbersome experience of Covid-19! As you all are aware that the college had celebrated its annual festival between 1st March to 7th March and immediately after some days Govt of Maharashtra declared a complete lockdown in the state on 23rd March.

From March till today, we all are going through a very bad patch where almost each one of us must have experienced a state of stress and anxiety.

The lockdown days were even tougher for students who were in Pune from other parts of the country. For them and their parents these days were like a nightmare.

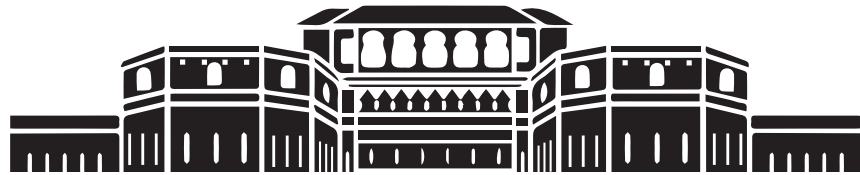
But as they say, "Let the situations not write your destiny!" Mankind has changed its attitude and now we are pretty clear on the means and ways to deal with this situation. We are really thankful to our teaching and non teaching staff who stood by us in this situation and did their level best to support students' academics. We are also very thankful to our management who came forward and reduced a substantial amount of fee due to the economic recession caused by the lockdown and COVID-19.

Our parents and students are also equally strong. They stood by the call of online education. Today almost all of us are operating online and giving a message of strength and unity. Thus says, "Where there's a will, there's a way."

I am optimistic and believe that good times will come again and we all will be able to continue our joyous journey soon. With a lot of hope and happiness, I present to you this newsletter covering the exciting journey of college from March to July 2020.

Prof. Dr. R.V. Acharya  
Dean





# PUNE ANIMATION FILM MAHOTSAV



## EK ANEK AUR EKTA

### Synopsis

This is a story of a boy who comes across a situation where he requires the help of others but doesn't know the importance of unity. His elder sister is with him, who with the help of examples of nature, explains him about unity. She also tries to trigger him and a few other children's minds present over there, to unify themselves.

### Students Experience

Firstly, I was shocked that it had only been a couple of days since I had joined the college and now, I had to make a movie! Then day by day things became easy, interesting and creative. I'm glad that I learned so many different things including script writing, character design, digital artworks and many more

things. We would stay up late in the college to finish our work and it was a lot hectic.

\_\_\_\_\_ **Arsheen Shaikh - FY**

The filmmaking experience was overall both very insightful as well as super fun. It was so great to learn from the industry professionals about how studios actually work. And then put all that into use. We got to learn from the basics like script writing, as I was a part of the pre-production and post production team. The sweatboxing helped us a lot too see what changes we can make and better the film furthermore.

Overall, I had a great and wonderful experience in working with a team and taught me a lot about how to manage and make short films.

My FY experience at VEDA College was a great success. \_\_\_\_\_ **Ayushi Ghongade - SY**

Getting chosen to be a part of team Ek Anek Aur Ekta was a special thing as it was essentially a priority film. Our film was a 3D remake of the first Indian Animation film by the same name and so it had emotional value as well.

It is incredibly commendable how our faculty and how our Mentors managed to teach us things and had us apply them in the films simultaneously. \_\_\_\_\_ **Farah Hurzuk - TY**



## Mentor Experience

Our Dean Dr. Prof. Rishi Aacharya gave me this opportunity to be the Creative Director for the 3D remake of Indian Classical Animation “Ek Anek aur Ekta”. It's a classical film, so the challenge was to keep it as close as to the original film. Apart from this film, I had also got a chance to be the Production Mentor for 6 other 3D animated movies in the academic year 2019-20.

I had a team of 20 members which are our all 3 years students. And I was fortunate enough that I got a team of enthusiastic and passionate students. Every time we had a meeting for the discussion on the film, the students always came up with different & creative ideas. The best part of this film making process was its sound recording of the song “Hind Desh ke Niwasi”.

All Sweatboxing sessions in the making process gave a boost to students to achieve more perfection in their work. And it also helped them understand the whole process of 3D film making.

It was an incredible 7 months journey of creating a 3D short film, following the pipeline of 3D film-making with Pre-Production, Production & Post-Production. We faced a lot of challenges during this journey, but we always found ways to overcome them. We learned from the mistakes and took steps to get better. All the things during this entire film making, whether it was a late night render or a happy & satisfactory sweatboxing, all the time that I spend mentoring my team is something that I will cherish my whole life!

Prof. Kamran Siddique, Senior Lecturer, 3D



## Credit List

### Pre-Production Team

- ★ Abhinav Kshirsagar
- ★ Gayatri Hiraskar
- ★ Anushka Pethkar

- ★ Arpan Gupta
- ★ Aniket Joshi
- ★ Arsheen Shaikh

- ★ Alisha Bidiwala

### Post-Production Team

- ★ Navya Rai
- ★ Ayushi Ghongde
- ★ Atharva Kamble

- ★ Arpit Ransingh
- ★ Parth Wighe
- ★ Ali naqi zaidi

- ★ Aditya Yadav

### Production Team

- ★ Farah Hurzuk
- ★ Kedar Deshmukh

- ★ Kahina Mulani
- ★ Prashant Pandey

- ★ Akash Khairnar
- ★ Astra Pulamte

### Special Thanks

- ★ Suvigya Mishra
- ★ Rumana (PAI Parvaz School)
- ★ Zainab (PAI Parvaz School)

- ★ Paul Gedam (VEDA Extension Center)
- ★ Sudesh Fadkale
- ★ Rayeesa Shaikh

- ★ Mustafa Husainy
- ★ Nihar Xavier

# THE KITCHEN STORY



## Synopsis

The story depicts fruits and vegetables in a kitchen. A misconception is created among them by a dietary chart on the wall. They lived a very simple and regular life until they saw the dietary chart on the wall.

## Students Experience

Being a part of a team and spending most of the time with them working is one of the best experiences that making a movie gave me. It helped me interact with other students and teachers much more than I normally would have.

\_\_\_\_\_ Hashim Khan - FY

The day I came to know that we had to make an animated movie in just 8-9 months, I thought it's impossible as we had very little knowledge of animation film making. Everyday of

filmmaking was productive and practical. I realized that we should never give up on challenges before trying. It's not as hard as we think. \_\_\_\_\_ Sahara Gupta - SY

The Kitchen Story is the first ever film that I worked on in my career as a 3D artist. This was possible because of our college giving each of us an amazing platform to showcase our raw talent. Besides all the technical knowledge, we also learnt a lot of good planning and organization qualities essential for the progress of a certain piece of work. \_\_\_\_\_ Sudesh Fadkale - TY

## Mentor Experience

Our Dean Dr. Prof. Rishi Acharya gave me this opportunity to be the Creative Director for the 3D film 'The Kitchen Story'. Being a comedy film, the challenge was to create new characters by taking fruits and vegetables as reference. Apart from this film, I had also got the chance to be the Production Mentor for 6 other 3D animated movies. I had a team of 15 members which consisted of our students from all 3 years.

And I was fortunate enough that I got a team of enthusiastic and passionate students. Every time we had a meeting for the discussion of the film, students always came up with different & creative ideas. The best part of this film making process was Rigging and Animation as the structure of characters was so different compared to normal biped characters. All of our team whether it was Pre-Production, Production or Post-Production gave their best.

All the Sweatboxing sessions in the making process gave a boost to the students to achieve more perfection

in their work. And it also helped the students understand the whole process of 3D film making.



It was a great 7 months journey of creating so many 3D short films. We faced a lot of challenges while following the 3D filmmaking pipeline in each of the departments, viz. Pre-Production, Production & Post-Production, but we always found ways to overcome them. We learned from the mistakes and took steps to be good. All the things during this entire film making, whether it was a late-night render or a happy & satisfactory sweatboxing, all the time that I spend mentoring my team is something that I will cherish my whole life!

Last but not the least, I would really like to appreciate all my colleagues for their constant support and encouragement throughout this journey.

My best wishes & regards for each & every person who made this journey of 'The Kitchen Story' into a success.

**Prof. Suheena Gupta, Senior Lecturer, 3D**

## Credit List

### Pre-Production Team

- ★ **Meet Taparia** - Script, Screenplay, Character Vector Color, BG Vector, Character Design, Character Vector
- ★ **Akhil Kumar Raul** - Character Design, Expression Sheet, Logo Design
- ★ **Arunabh Halder** - Character Design, Gesture Poses
- ★ **Hashim Khan** - Script, Screenplay, Character Design, Character Vector, Model-sheet
- ★ **Apurva Mange & Alisha Bidiwala** - (story) Script, Background Design, Background Vector
- ★ **Daksh Puri** - Character Design
- ★ **Atharva Armour** - Character Design
- ★ **Ahad Halari** - Script, Voice Over, Sound FX

### Post-Production Team

- ★ **Sahara Gupta** - Storyboarding, Folly-Sound Recording, Website, Sound Editing, Storyboard-lineup
- ★ **Yuvraj Yadav** - Storyboarding, Folly-Sound Recording, BTS, Storyboard Lineup Script, Voice Over, Sound FX
- ★ **Sumalatha Nair** - Storyboarding, Folly-Sound Recording, Sound-Editing
- ★ **Shreya Reddy** - Storyboarding, Folly-Sound Recording, Website


### Production Team

- ★ **Suprabhat Bhure** - Modeling, BG Modeling, Skinning, Rigging, Camera Animation, Previs
- ★ **Sudesh Fadkale** - Modeling, Skinning, Unwrapping, Texturing, Rigging, Blend Shapes
- ★ **Zoya Khan** - Modeling, Unwrapping, Skinning, Texturing
- ★ **Rukhsar Shaikh** - Modeling, Unwrapping, Skinning, Texturing, Rigging, Blend Shapes
- ★ **Shenise Martis** - Modeling, Unwrapping, Texturing

### Special Thanks

- ★ **Farah Hurzuk, Astra Pulamte, Suryaansh Mandal, Poul Gedam (VEDA Extension Center)**

## Main Characters





# MOTHERHOOD

## Synopsis

Motherhood is a story about a flower and her struggle through different climates to protect her baby seeds. One day her little baby seeds mature and get separated from her because of a wind. But one seed is scared and is not willing to part from her. The mother convinces him by educating him about life. Finally, the baby seed leaves his mother.

## Students Experience

Just a couple of months into our animation learning journey, we got a big project in our hands. We were doing something really new and different considering our previous education. I was in charge of the environment department. Our mentor Nitin Sir guided us perfectly and took all of us to the level we wanted to be. \_\_\_\_\_ Advait Bhide - FY

Working in the film Motherhood was a unique experience. Working days and nights and then getting to see the output on the screen is a whole different feeling. From the story being a script to becoming a video output, I learned a lot of things about how animation movies are made and their workflow. \_\_\_\_\_ Prabhat Maity - SY

## Mentor Experience

It was a great activity for animation students in which FY, SY & TY students worked together on the first animation short film projects. I had a great experience working with my fantastic and energetic students.

I was the Pre-Production mentor for all 7 films and apart from that I was the technical director of one film - Motherhood. This was not an easy task as it involved a high level of imagination and effort but it was also enjoyable.

My experience with the team was challenging and fabulous at the same time. Teaching and coordinating for film production simultaneously was quite a task. It was a great learning experience for me because I had been a 2D animator and a Pre-Production person and working on a 3D short film was altogether a different world for me. Thanks to Prof. Dr. Rishi Acharya for giving me a chance to work and mentor these 7 films. \_\_\_\_\_ Prof. Nitin Chavan , Senior Lecturer, 2D & Art

## Credit List

### Pre-Production Team

- ★ **Meet Taparia** - Concept Art
- ★ **Advait Bhide** - Script writing and screenplay, Matte Painting





- ★ **Harshada Yele** - Script writing and screenplay, Matte Painting, Concept Art, Character Design
- ★ **Bhavya kanaria** - Script writing and screenplay
- ★ **Darshan Doshi** - Character Design
- ★ **Gaurav Gavengi** - Matte Painting

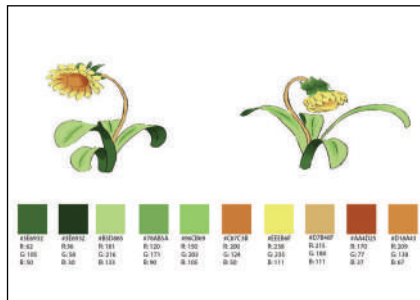

### Post-Production Team

- ★ **Darshit paliwal** - Storyboarding, Compositing, Editing, Background music, Foley
- ★ **Prabhat Maity** - Storyboarding, Compositing, Editing, Foley, Web Design
- ★ **Akanksha Kulkarni** - Storyboarding, Foley
- ★ **Mriganka Bhattacharji** - Foley
- ★ **Athiya Jamadar** - Storyboarding, Foley
- ★ **Md Kaif** - Motion Graphics
- ★ **Ajinkya Tagwale** - Poster & Banner
- ★ **Harshada Yele** - Poster & Banner
- ★ **Advait Bhide** - Poster & Banner

### Production Team

- ★ **Arbaz Shaikh** - Modeling, Texturing & Lighting, Rigging, Animation
- ★ **Mustafa Husainy** - Modeling, Texturing & Lighting, Rigging, Animation
- ★ **Punam Dhanwade** - Modeling, Texturing & Lighting, Rigging, Animation
- ★ **Kedar Deshmukh** - Texturing & Lighting

## Character Illustrations



## Main Characters



# MAISTRO

## Synopsis

After initial difficulties, Maistro, the young and shiny cricket ball learns how to remain positive and confident in the face of hardships on the cricket ground. The old grass helps Maistro realize the fact that life is often harsh to everyone and that we need to learn to face hardships.

## Students Experience

Well how to describe? It was wonderful and the best part was when we would have less time left and all friends used to come together to complete the work and we used to talk and have fun while working. Sometimes we even used to get scolded by Darshana Mam for late work. But she never got too angry and this made my stay at college, while participating in such a unique type of experience, more worthwhile and educative. \_\_\_\_\_ **Emmad Shaikh - FY**

Working on Maistro was a journey in itself. Watching a raw idea turn into a script was quite a thing. We made quite a few memories during that whole time. Staying back for a whole week in college to finish up the post production work had a whole charm of itself. And finally when we watched the film on the screen it was quite surreal. Frankly the memories of the whole process was worth the work we put into the film. \_\_\_\_\_ **Shruti Kumar - SY**

Maistro was my first animation movie. While working on the movie, I understood the animation production pipeline. Having experience of making an animation movie will prove to be useful for our future. Making this movie was really tough for us in the starting days but later on it became easy to understand because our mentors helped us to understand the concept and work flow of the movie.

\_\_\_\_\_ **Amin Mulani - TY**

## Mentor Experience

In my five years journey with VEDA College, this was for the very first time that Rishi Sir came up with this concept of movie making.

Initially I thought that we would be making one movie together but in the first meeting it was made clear that we 7 faculties would lead 1 movie each! And this was very unexpected. We all sat together for hours and worked on the entire year's timeline & schedule for movie making. We had deadlines for all phases of the movie and that was just the beginning of our journey.

I got the story of Maistro and a team of students along with it. We also went through surprising, exciting and sweaty series of sessions which we call our sweatboxings. This was where my brave team would showcase all their efforts in-front of the principal and expert guests from the industry. The experts would critique our team's work (not only ours). We would get a lot many corrections, revisions & sometimes big cheers as well. But the sweatboxing sessions were always tense.

I consider myself really very blessed as my students, my team never let me down. There were times when at some stages of the movie, unfortunately, I wasn't there with them due to my health issues. But they always performed up to the mark. And I am really very very proud of them!

During this entire process of movie making, I got involved with all other departments of movie making and understood the process of the project deeply. I also realised how important it is to have faith in your team, your teammates. Together we all made it.

The last few days were so thrilling. I can't forget the devotion of students who were working on the movies for days and nights at a stretch. That ambience of college was never seen before. I remember when we were asked to record our experience of movie making and every single day was passing through my eyes it was marvellous. Have no words to explain everything! — Prof. Darshana Gosavi, Senior Lecturer, Graphics

## Credit List

### Pre-Production Team

- ★ **Emaad Shaikh** - Script, Concept Art, Character Design, Graphic design
- ★ **MAriyam Ali Hamdani** - Script
- ★ **Shivani Rajput** - Script, Concept Art, Character Design
- ★ **Shruti Kumar** - Script, Matte painting, Concept Art, Character Design
- ★ **Akash Yenare** - Concept Art, Character Design, Graphic design
- ★ **Ismail Ali** - Concept Art, Character Design, Graphic design
- ★ **Aman Singhania** - Concept Art, Character Design, Graphic design
- ★ **Jeul Dan** - Concept Art, Character Design
- ★ **Samarth Gumble** - Concept Art, Character Design


### Post-Production Team

- ★ **Shivani Rajput** - Compositing, Editing, Foley-Sound Recording
- ★ **Shruti Kumar** - Compositing, Editing, Foley-Sound Recording
- ★ **Samarth Gumble** - Foley-Sound Recording
- ★ **Suraj Shinde** - Foley-Sound Recording
- ★ **Advait Bhide** - Dialogue Artist
- ★ **Mariyam Ali Hamdani** - Dialogue Artist
- ★ **Vedika Muchandi** - Dialogue Artist
- ★ **Mriganka Bhattacharjee** - Dialogue Artist

### Production Team

- ★ **Mariyam Ali Hamdani** - Modeling, Texturing, Rigging, Lighting, Animation
- ★ **Faiyaz Algur** - Modeling, Texturing, Rigging, Lighting, Animation
- ★ **Amin Mulani** - Modeling, Texturing, Rigging, Lighting, Animation
- ★ **Afroz Shaikh** - Modeling, Texturing, Rigging, Lighting, Animation
- ★ **Shivam Kadukar** - Texturing, Rigging, Lighting, Animation
- ★ **Kunal Patil** - Texturing, Rigging, Lighting, Animation
- ★ **Pranit Gorkhar** - Texturing, Rigging, Lighting, Animation

## Main Characters



# THE PICK



## Synopsis

After the first rain falls, an excited pear tree beams with joy as he grows leaves. A mother robin bird, however, has begun her search for a safe place to build a nest and lay her eggs. Both the bird and the tree struggle to get acquainted to each other's needs and finally after the bumps in their relationship, they find a common ground.

## Students Experience

Last year, I had the opportunity to work on VEDA's initiated 3D Short Film 'The Pick' which had a really incredible and touching story. It teaches some of the abstract, some rarely discussed topics like turning from selfish to selfless care towards others, which we all can vastly relate to.

\_\_\_\_\_ Parth Dash - FY

I had such a blast working together as a team and with the other teams as well. This experience taught me a lot from the first step of film as a script to the final pipeline in the industry. Everyone worked so hard and put in all our efforts and it proved fruitful that we have 7 amazing films released. \_\_\_\_\_ Hritik Chouhan - SY

I am very glad to share with you my experience of the last 10 months. Our team included students from all three years of study. We improved our work level step by step. Because of the sweatboxing sessions, I experienced how to work with deadlines and pressure. We understood the proper animation pipeline.

\_\_\_\_\_ Vidya Sontakke - TY

## Mentor Experience

First of all I would like to thank our Dean Prof. Dr. Rishi Acharya for taking this initiative of movie making at VEDA College. I would also like to thank my colleagues for supporting and guiding me throughout the journey of 'The Pick'. The credit also goes to our students who had worked day and night to make it happen.

This was my first opportunity to mentor a 3D film and I accepted it with excitement. It taught me lots of things which would become great assets of my career. I had learned the ins and outs of 3D film-making, time management, problem solving and most importantly decision making.

Telling about 'The Pick' is a short film which tells us how our small acts can help others in their difficult times and fill their life with joy.

In the film the robin bird wanted to create a safe place (a nest) for hatching eggs in it but due to bad weather he faced lots of troubles. Finally a tree comes in the picture and he helps the bird to create its nest.

We faced lots of practical challenges during the pre-production, production and post-production



phases. The most challenging part was the pre-production, which is the backbone of any movie and all the process of filmmaking depends on it. This was the first time we tried to handle the pre-production phase. We made our films from scratch including story, script, screenplay, storyboarding, animatics, concept art and much more.

I would like to wish great success to each and every one who had worked in 'The Pick' and make it happen in a very short span of time. \_\_\_\_\_ Prof. Harshal Sathe, Senior Lecturer, Web

## Credit List

### Pre-Production Team

- ★ **Saakshi Shetty** - Script, Screenplay, Concept Art, Character Design
- ★ **Shabbir Motiwala** - Script, Screenplay, Concept Art, Matte Painting, Character Design, Poster & Banner
- ★ **Prathamesh Channa** - Script, Screenplay, Concept Art, Matte Painting, Poster & Banner
- ★ **Parthsarathi Dash** - Script, Screenplay, Concept Art, Character Design, Poster & Banner
- ★ **Vikar Shaikh** - Concept Art
- ★ **Sadaf Khan** - Concept Art
- ★ **Neha Darekar** - Concept Art
- ★ **Mariyam Ali Hamdani** - Story
- ★ **OmkarSingh Pal** - Concept Art
- ★ **Saif Arrkati** - Concept Art
- ★ **Shreyas Parkhi** - Concept Art
- ★ **Sanket Birajdar** - Concept Art

### Post-Production Team

- ★ **Abhay Madhav E** - Storyboarding, Compositing, Folly-Sound Recording, Motion Graphics
- ★ **Hritik Chouhan** - Matte Painting, Storyboarding, Editing, Background Music, Motion Graphics
- ★ **Darshit Paliwal** - Compositing
- ★ **Saniya Mujawar** - Compositing
- ★ **Aniket Sultane** - Foley-Sound Recording
- ★ **Gajanan Pawar** - Foley-Sound Recording
- ★ **Ashutosh Naik** - Storyboarding, Folly-Sound Recording, Web Designing
- ★ **Nirupan Padyal** - Foley-Sound Recording, Web Designing
- ★ **Kshitij Rathore** - Compositing
- ★ **Parth Wighe** - Compositing
- ★ **Prajwal Chandane** - Foley-Sound Recording

### Production Team

- ★ **Vidya Sontakke** - Modeling, Texturing & Lighting, Rigging, Animation
- ★ **Satyajit Pawar** - Modeling, Texturing & Lighting, Rigging, Animation
- ★ **Saniya Mujawar** - Modeling, Texturing & Lighting, Animation, Compositing
- ★ **Rohit Deshmukh** - Modeling, Texturing & Lighting, Rigging, Animation
- ★ **Farah Hurzuk** - Rigging
- ★ **Shubham Datarkar** - Modeling, Animation
- ★ **Kedar Deshmukh** - Texturing & Lighting

### Special Thanks

- ★ **Prof. Irfan Shaikh (Jt. Secretary - M.C.E Society ), Dr. P.A Inamdar (Hon'ble President- M.C.E Society), Chetan Mallyanmanth (FX)**

# THE LITTLE FROG



## Synopsis

A little frog who has a small tongue is bullied by other frogs as he cannot catch insects. One day, he figures out a new technique to catch insects. Others in the community follow his technique.

## Students Experience

VEDA College students narrated so many stories for short films and then faculties selected 7 stories to be worked on. As a pre-production artist, I made matte paintings, character sketches, poster designs, screenplay and vector illustrations. We faced problems like rejection of character sketches and students leaving the movie project, but we overcame these with hard & smart work.

\_\_\_\_\_**Nikhil Khosla - FY**

I had always heard from my friends in other colleges that their studies were not relevant to industry requirements. VEDA College is different. We actually made animation films. The best part I liked about movie making was the Sweatboxing sessions, which provided us with an opportunity to exhibit our artworks and get feedback from our principal and industry guests. \_\_\_\_\_**Onaiza Shaikh, FY**

## Mentor Experience

Dear Readers,

Greetings from Prof. Ajay Popalghat.

First of all, I want to thank our Dean Prof. Dr. Rishi Acharya Sir for giving me this opportunity to mentor a team of all year students. I had a wonderful experience with students. They all are very hard working and submit each and every task they are doing on time. All my students worked day and night for the film with the same dedication from start to end.

This 3D Film was a completely new experiment for all of us. So everything we did was an experiment. First we shot live with all students to see how the film would look. So that was our first line up in the Edit.

There were some good days and some bad days. There was a time when we faced many problems. Many times I thought that it is not possible to make this movie in such a short span. I even thought that we would quit the film. But students were very enthusiastic about making the film, and we did make it! In fact our film was ready before the deadline.

Last day of film - tight deadline - we need to submit the film next day. Final render is going on...

\_\_\_\_\_**Prof. Ajay Popalghat, Senior Lecturer, VFX**

## Credit List

### Pre-Production Team

- ★ Osho Kadu
- ★ Nikhil Khosla
- ★ Onaiza Shaikh

- ★ Mohit Mandhana
- ★ Vaibhav Kumbhar
- ★ Paritosh Srivastava

- ★ Pratiksha Katte
- ★ Shreyas Walunj
- ★ Yogesh Dhawas

### Post-Production Team

- ★ Kshitij Rathore
- ★ Kunal Paliwal

- ★ Himanshi Prabhakar
- ★ Jamaal Inamdar

- ★ Faiz Khan


### Production Team

- ★ Shivam Choudhary
- ★ Umesh Patel

- ★ Rayeesa Shaikh
- ★ Sandipan Dua

- ★ Suyash Nagpure
- ★ Tejas Pardesi

## Main Characters





# THE FARMER

## Synopsis

This film is about the hardships faced by our farmers. It is a story of a farmer's journey trying to make a living from his farm. He is exploited by the local sahukar who has his eyes on his farm. Even the various government schemes to help farmers are of no use due to bribe demanding officers. The farmer is forced to think that the way out of all this trouble is to hang himself!

## Students Experience

We were following the animation pipeline and doing all possible things to get the best out of the team. The movie was divided into three production phases, viz. Pre-production, Post production and Production. Being in the pre-production section, I participated in doing character illustrations and management for the team as I am not fond of sketching. \_\_\_\_\_Taha Gabuji - FY

My experience of working on the film project was astonishing! Literally, it taught us teamwork, discussion, technicalities, critical thinking, analysis, making mistakes and correcting them. Having so many people working in just one direction together was just a wonderful thing to see. Being a part of such a huge and lovely family is an unforgettable memory for me. **\_\_\_\_Vaibhav Thorat - SY**


While working on the film, I learned many new things from everyone like perseverance, making new ideas and teamwork. I would like to mention here that Rahul Sir was a great support system.

– Yash Palicha - TY

## Mentor Experience

I still remember the day when all the faculties were having a meeting in the studio for planning the next year curriculum. While discussing it was decided that we would be making 7 animated short films. The reason to make the film was simple. We wanted the students to experience the process of how a production house makes a film. In the next few meetings, I came to know I will be directing The Farmer movie. So students were divided into various groups and finally our first meeting was held. It was a full energy meeting. Each student came up with good ideas for the story for the film. Sweatboxing sessions were the day when we had to present our month long work to our dean and an industry mentor.

I would see all students trying very hard to complete the assigned work in the days before our sweatboxing sessions. Every sweatboxing of the farmer team went very well with each student completing his task very efficiently. As it is said filmmaking is not a single person's job, I would clearly see why it is said so, each student's contribution, how little it might be, was really notable. Each student understood the industry pipelines for making an animated film. Making The Farmer





film was one the best experiences that I would cherish lifelong. I will never forget the day of the premiere of the film, after it finished. I just wanted to hug each student and congratulate them for their beautiful, creative and remarkable work. The energy in that auditorium was full of joy, the task which looked impossible some months back was completed, but it made us hungry for more.

JAI FARMER!



Prof. Rahul Bhosekar, Sr. Lecturer, Pre & Post Production

## Credit List

### Pre-Production Team

- ★ Tanishka Sarang
- ★ Probal Chatterjee
- ★ Sakina Karachiwala

- ★ Taha Gabuji
- ★ Swapnil Darvandar
- ★ Prathamesh Nirali

- ★ Rutvik Dhole
- ★ Zankar Parandkar
- ★ Nadeem Maniyar

### Post-Production Team

- ★ Swapnil Patil
- ★ Vikash Dutta
- ★ Vinayak Manalar

- ★ Vedika Moolchandani
- ★ Vaibhav Thorat
- ★ Suvigya Mishra

- ★ Vaibhav Jadhav
- ★ Vineet Rathod

### Production Team

- ★ Yash Palicha
- ★ Ranjit Sadekar
- ★ Faizan Gudukwala

- ★ Sameer Shaikh
- ★ Siddesh Kadam
- ★ Suvigya Mishra

- ★ Suryaansh Mandal

## Main Characters



# Kalotsav 2019-20 Events

Kalotsav is the annual gathering and festival of PAI College of VEDA. The spirit of Kalotsav is to showcase, promote and celebrate the quality artworks of our students as well as the best from the media and animation industry of India.

## Pune Animation Film Mahotsav

The 2nd edition of Pune Animation Film Mahotsav (PAFM) was organized by PAI College of VEDA at Azam Campus, Pune on Mar 2, 2020. The event brought some of the most amazing visuals of the Animation Industry and animation students of India. PAFM is a platform for students and professionals to showcase their work to the fraternity and get accolades.

The winners in various categories were -

ANIMATION CATEGORY		
AWARD	MOVIE NAME	DIRECTOR
Winner	Dark	Deepak Sivan
1st Runner Up	Find Me Mother	Suchana Saha
2nd Runner Up	Now Your Home	Prasad Mahekar
EXPERIMENTAL ANIMATION CATEGORY		
AWARD	MOVIE NAME	DIRECTOR
Winner	The Fox of the Palmgrove	Divakar SK
1st Runner Up	Please	Naveen Boktapa

## Akhil Bhartiya Kala Gaurav Samman Puraskar

PAI College Of PAI College Of VEDA organizes Akhil Bharatiya Kala Gaurav Samman to honor and take inspiration from India's most eminent artist-teachers who have given extraordinary contribution in their respective field of Animation, Films, Visual Design & Fine Arts.

This years Akhil Bharatiya Kala Gaurav Samman awardees were -

### **Mrs Nina Sabnani**

Ms Nina is an artist, a storyteller. She completed her PhD from Industrial Design Centre, IIT Bombay in 1998. She did her MA in Television, Film & Multimedia from SI Newhouse School of Public Communications Syracuse University, New York in 1982. She also did a Certificate course in Animation Film making from National Institute of Design, Ahmedabad 1979 and BFA (Painting) Faculty of Fine Arts M. S. University, Baroda.

### **Shri Phani Tetali**

Shri Phani Tetali heads - IDC, IIT Bombay. He is a Bachelor of Technology, Institute of Technology, BHU (1988). Master of Design in Visual Communication, Industrial Design Centre, IIT, Bombay (1991).

He has more than 18 years of professional experience in the Animation and Gaming Industries. He is an Independent Consultant in Animation for HCL Technologies Ltd.



Shri Phani Tetali was the Founder of Animatix Studios, Chennai (1994-1999), during which time he completed a 13X22 minutes cartoon animation serial in Hindi called “Tara Ki Duniya,” which was telecast on the National Television Network in India. He worked as a freelancer on several commercials, Children’s Programmes, Feature Films, Book Illustrations and Comic Books. He was also a member of the jury, FICCI Frames Best Animation film Awards, 2008 and 2009.

### **Shri Ranjit Singh**

He started as an Intern at Computer Graphiti, Mumbai in 1989. He also worked as a Project Director on International Projects for Maya Entertainment Ltd, Mumbai. In 2010 he was the Global Head, Business Development for Maya Digital Media Pvt Ltd. In 2014 he headed the Productivity and Management Team of Vaibhav Studios, Mumbai.

He is actively involved in Operational Processes @ Toonz Animation, Trivandrum.

He is also Founder Trustee and former Hon. Secretary of The Animation Society of India.

### **Shri Sanath PC**

He started his career at Indian Artists in Chennai where he spent about 5 years he then moved to Alkemysts Visual Studio in Hyderabad for a year and then went on to found FireFly Creative Studio. Firefly’s credits include major Visual Effects-intensive feature films such as Anji (2004), Arundhati (2007), Magadheera (2009), Bhaag Milkha Bhaag (2013), Baahubali and more...

He is a 2 time National Award Winner for Visual Effects for Anji and Magadheera and has won the AP state award thrice for Anji, Magadheera and Arundhati.

### **Shri Suresh Eriyat**

Popularly known as E. Suresh, he is an Indian animator, director and founder of the animation studio “Studio Eeksaurus.” His film Fate Line won Annecy Cristal Award and both Fishermans and Tuk-Tuk and Tokri won National Film Award for Best Non-Feature Animation Film.

He started his animation career with Famous House of Animation. He was the first to launch clay animation commercials in India. He created Amaron battery advertisements, music videos Bindu Re Bindu, and many more things.

## **Coffee With College**

Like every year, PAI College of VEDA organized a series of face-to-face interactions of AVGC industry professionals with students called Coffee With College. This program aims at inspiring students to become successful artists and professionals. Industry guests present their company portfolios, showreels, work ethics and company expectations from new applicants & guide students on how to groom their skills according to the current industry trends.

The schedule for Coffee With College 2019-20 was as follows -

S No	RESOURCE PERSON	COMPANY	FIELD	DESIGNATION	DATE
1	Mr. Devdatta Waghmare	Cosmos Maya	Animation	Creative Producer	Mar 3
2	Mr. Rahul Gadiya	Gateway aniMedia Works	Animation	CEO	Mar 3
3	Mr. Amin Kazi	Blink Media	VFX	VFX Director	Mar 3
4	Mr. Tuhin Chatterjee	Dance + (Mumbai)	Photography	Photographer	Mar 4
5	Mr. Parikshit Karnik	One Eyed Octopus	Gaming	CEO	Mar 4
6	Mr. Amit Bhardwaj Mr. Suraj Shinde	Philm CGI	Animation	Studio Head Production Head	Mar 4
7	Mr. Rohan Baruah	Moon Fish	Animation	Project Lead	Mar 5
8	Mr. Vikkrant Shinde	Atelier	Animation	Founder & Director	Mar 5

## Golden Pixel Awards (A Unique Award for Indian AVGC Industry Professionals)

PAI College of VEDA organizes Golden Pixel Awards every year to recognise and felicitate the Indian AVGC Industry workforce who are shining the name of industry and country through their talent and hardwork. They make stunning visual designs, they create astonishing visual effects and animation yet they are behind the stage and mostly unsung in society and fraternity.

This year we awarded 45 professionals from all over India in the following categories -

- ★ Storytellers / Script Writers
  - ★ Voice Over Artist
  - ★ 3D Character Modeling (Animation, Games)
  - ★ 2D, 3D Animator (2D, 3D, Clay, other medium)
  - ★ Lighting and Texturing (Look Development)
  - ★ Faculty/ Instructors of Animation,VFX,Gaming, Video Production
- ★ Storyboard Artist
  - ★ Concept Artist
  - ★ 3D Rigging Artist (Animation,Games)
  - ★ Motion Graphics Artist (Compositor)
  - ★ Video Editors



## Kalotsav Cultural Function

The culmination of Kalotsav was in a cultural program and student awards function in the presence of the following guests from the industry -

**Shri Ashish Kulkarni**

Chairman of the FICCI Animation and Gaming Forum

**Ms Karishma Wable**

Miss Maharashtra 2019, Miss Ultimate Diva 2019, Actor in Marathi Film Industry



## Ms Hemani Survaiya

Business Development & Social Media Executive, AnimationXpress



## Students Awards

The following deserving students awarded during the cultural program

UNIVERSITY TOPPERS	
Prabhat Gurupada Maity - FY (BSc MGA)	73.64 %
UNIVERSITY TOPPERS	
Saniya Mujawar - SY (BSc MGA)	77.93 %
Shreya Bhagat - TY (BSc MGA)	76 %
BEST ATTENDANCE AWARD	ATTENDANCE
Abhinav Kshirsagar & Mohd Emmad Shaikh - FY (BSc MGA)	100 %
Navya Rai - SY (BSc MGA)	88 %
Shivam Chaudhari - TY (BSc MGA)	100 %
ADOBE CHAMPIONSHIP AWARD	
Saniya Mujavar - TY (BSc MGA)	

# VEDA Online Guest Sessions

## Online Panel Discussion - AVGC Industry After Covid-19



PAI College of VEDA counted an online Panel Discussion titled AVGC Industry After COVID-19 on May 26, 2020. This was done to address the concerns of parents and students about the certainty of a career in the AVGC industry post Covid-19 market breakdown. This online panel discussion was conducted by Mr Rushal Thaker and it consisted of some of India's leading animation industry stalwarts -

### 1. Shri Ashish Kulkarni

Founder, Punnaryug Artvision Pvt. Ltd., Pune

### 2. Shri Vaibhav Kumaresh

Director, Vaibhav Studios, Mumbai

### 3. Shri Prosenjit Ganguly

Animation Film Designer, Screenwriter, Mentor, Kolkata

### 4. Shri Anand Bhanushali

Managing Director, Motion Philm CGI Pvt. Ltd., Pune

### 5. Prof. Dr. Rishi Acharya

Dean, PAI College of VEDA

## Industry VFX Benchmarks & Review of VEDA Films 2019-20 VFX

VEDA College conducted this online Zoom session for all students on 19 Jun, 2020 from 11 am to 1 pm. The workshop was conducted by

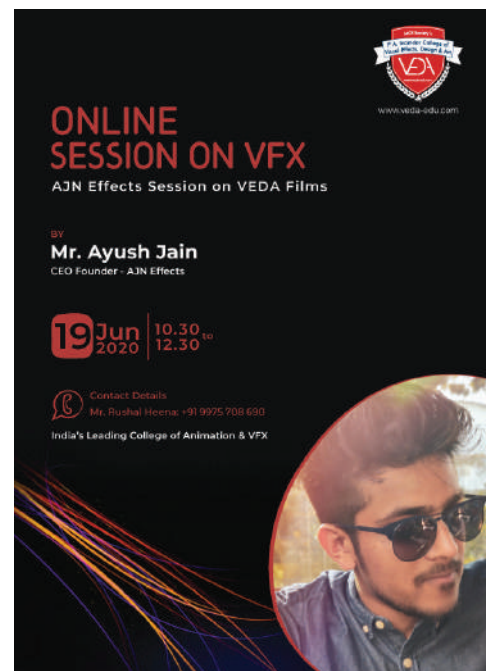
### Mr. Ayush Jain,

CEO & Founder, AJN Effects

The workshop covered the following topics - State of VFX Industry post COVID-19

- Emerging trends in VFX
- Technical Review of VFX in VEDA Films 2019-20

85 students attended this workshop along with all faculties of VEDA College.



## Online Q&A Session on Gaming



VEDA College conducted this online Zoom session on Gaming for all students on 23 Jun, 2020 from 11 am to 1 pm. The workshop was conducted by **Mr. Vaibhav Chavan**, CEO & Founder, underDOGS Gaming Studio. The workshop covered the following topics -

- State of Gaming Industry post COVID-19
- Emerging trends in the Gaming Industry
- How students should prepare for a career in Gaming

93 students attended this workshop along with all faculties of VEDA College.

## Writing Stories and Script for Animation Movies

This online workshop was conducted on 11th July 2020, from 3 to 5 pm by

**Mr. Naveen Wadhwa**, Director of Shaktimaan 3D. During the workshop Mr Naveen shared his process of script writing. He also discussed the story of VEDA's current movie Untangled. Students shared their ideas for the film. Mr Naveen also shared the importance of story structure.



## Virtual Production - Past, Present & Future

VEDA College conducted an online Zoom session for all students on 17 Jul, 2020 from 1 to 2.30 pm. The workshop was conducted by **Mr. Parth Shah**, Director, Centroid India. The workshop covered the following topics -

- Interview of Mr. Parth Shah by Mr Rushal Heena
  - Understanding how Motion Capture Technology works
  - Emerging trends in Virtual Production
  - How students should prepare for a career in Virtual Production
- 85 students attended this workshop along with all faculties of VEDA College.



# INTERVIEW With INSPIRATION SERIES

In a unique initiative to bridge the gap between the industry and academics, PAI College of VEDA is conducting a series of interviews with artists & entrepreneurs from the Indian AVGC industry to know more about their professional journey, market scenario, emerging trends and career guidance for students. All these interviews were conducted by Mr Rushal Heena and are available on college's YouTube channel.

**Ninad Chhaya**

Co-Founder & COO,  
GoPhygital, WITS Interactive, Mumbai  
April 22

**Hunain Bagaban**

Founder & Creative Director,  
Dumpbox Entertainment Pvt. Ltd, Hubali  
April 22

**Manoj Kunder**

MD, Co-founder,  
Silver Pumpkin Entertainment Pvt Ltd, Udipi  
April 22

**Tabassum Dafedar**

Managing Director,  
Dumpbox Entertainment Pvt. Ltd, Hubali  
April 23

**Prashant Shahane**

Director / Co Founder,  
Occultvfx, Mumbai  
April 24

**Dilip Kumar Shrivastava**

CEO and Founder,  
Kreiva Interactive, Mumbai  
April 28

**Zeeshan Syed**

Founder,  
Anymotion Studios, Bengaluru  
April 28

**Persie Jalgaonwala**

Founder,  
CGWIRES, Bengaluru  
April 30

**Suresh K. Goswamy**

Managing Director/ CEO,  
VIDA, Lavasa  
May 3

**Shashank Sharma**

Founder,  
Radiance Vision / The Jigsaw, Mumbai  
May 5

**Swarup Deb**

Co-founder, Director and Designer,  
Girgit Studios, Mumbai  
May 6

**Harsha Bandaru**

Founder & Director,  
Toon Pandas, Bengaluru  
May 6

**Shubham Singh Roy**

Founder,  
Ayam Studios Pvt. Ltd, Bengaluru, Mumbai  
May 7

**Manikandan Thekkepat**

Founder,  
Red Pencil Advertising, Bengaluru  
May 7



**Suchandra Bhattacharya**

Founder & CEO,  
Shotput5, Hyderabad

May 9

**Kush Kalwani**

Co-founder,  
CorpTeaser Animation & Films, Team  
on Toes, Ahmedabad

May 11

**Aamir Sohieb**

Founder & Artist,  
Piximove Studios, Bengaluru

May 13

**Ishan Agarwal**

Founder & CEO,  
Climbax Entertainment, New Delhi

May 16

**Prashant Bhosale**

Co-founder & Chief Strategy Officer,  
The Basement Production Studio Pvt.  
Ltd, Navi Mumbai

May 18

**Manan Agarwal**

Owner,  
Nectar Rendering Studio, Kanpur

Jun 5

**Vaibhav Chavan**

Founder & CEO,  
underDOGS Gaming Studio, Mumbai

June 11

**Ayush Jain**

Founder & CEO,  
AJN Effects, Bengaluru

June 12

**Abhinav Chokhavatia**

Founder & CEO,  
Zatun, Ahmedabad

July 2

**Indranil Bhattacharya**

Founder & CEO,  
Shotput5, Hyderabad

May 9

**Shreyas Patil**

CEO,  
SupernovaFX Studio, Pune

May 12

**Rachell Ambrose**

Partner & Creative Director,  
Resonance Digital, Mumbai

May 15

**Mayank Patel**

Co-Founder,  
Paperboat Design Studios, Mumbai

May 16

**Gaurav Malhotra**

CEO,  
ARTHA Animation, Mumbai

May 19

**Manasi Bavkar**

CEO,  
Medimation Education, Mumbai

June 11

**Dilip Mavin**

Founder,  
ImpliedSouls, Hyderabad

June 12

**Ashish Dalia**

CEO & Chief Digital Marketing Strategist,  
I Knowledge Factory Pvt. Ltd., Pune

June 25

**Naveen Wadhwa**

Founder,  
Boson Entertainment, Bengaluru

July 6

**Vikas Tiwari**

Founder & CEO,  
Kraft Creation 3D Animation Studio &  
Digital Film Production House, Indore  
July 7

**Anukul Kukade**

CEO,  
Triodoxic Digital Studios, Mumbai  
July 9

**Sunny Arora**

Director,  
Broadcast2world, New York  
July 10

**Shahrukh Tanveer**

Co-Founder,  
Sand Skull Studios, Delhi  
July 29

**Shaik Nabiulla Ramzan**

CEO,  
Castle Black Studios, Chennai  
July 30


[www.veda-edu.com](http://www.veda-edu.com)



India's Leading Animation & VFX College



# INTERVIEW



# STUDENT WELFARE OFFICER REPORT

## (Feb to Jul 2020)

Dear Readers,

We have indeed been sailing through tough times. The corona pandemic has had a huge impact on all sectors including the education sector. But we have prevailed as a college of academic excellence. We started with our online classes for SY and TY from the beginning of July itself. Lectures are being conducted on Zoom & Google Meet. Also, Google Classroom is being used to share learning resources with students and collecting student artworks and assignments.

These students and faculties have also started working on animation films like last year. This year college shall release one 3D movie called Untangled and one 2D animation film called Blink.

This year we organized a virtual induction program for our new FY batch on July 25. Our dean Prof Dr Rishi Acharya welcomed and addressed the new batch of excited students.

The response to our online teaching-learning has been very encouraging in terms of student participation. 2 students each from FY & SY and 10 students from TY achieved VEDA College's 100% Attendance Award for the month of July! Apart from these, 3 students from SY and 2 students from TY showed marked improvement in their academic performance as compared to last year and received an award from the college.

The month of July was also flooded with a lot of interactive guest sessions and online workshops for students from all years of study.

Effective education & creative work happens in a healthy & professional work environment. We at VEDA College ensure that there are lots of platforms available to students as well as staff members to raise their grievances. Here are a few college committees for your reference -

## Student Welfare Committee

MEMBERS NAME	POSITION	DESIGNATION	MOBILE NO.	E-MAIL ID
Mr. Rishi Acharya	Chairman	Dean	+91 8888808108	dean@veda-edu.com
Mr. Rushal Thaker	Coordinator	Student Welfare Officer	+91 9975708690	rushal@veda-edu.com
Ms. Darshana Gosavi	Member	FY Faculty	+91 7767885249	designs@veda-edu.com
Mr. Harshal Sathe	Member	SY Faculty	+91 7798841955	harshal@veda-edu.com
Mr. Kamran Siddiqui	Member	TY Faculty	+91 9993736368	kamran@veda-edu.com
Ms. Nilima Garat	Member	Academic Coordinator	+91 9970123789	hr@veda-edu.com
Ms. Padma Hiraskar	Member	SY Parent	+91 7774838406	
Ms. Padmavati Yadav	Member	TY Parent	+91 8888808141	
Class Representatives	Invited	Students		

## Internal Complaints Committee

In compliance with the The Sexual Harassment of Women at Workplace (Prevention, Prohibition and Redressal) Act of 2013, VEDA College has constituted an Internal Complaints Committee to cater to complaints regarding any kind of sexual harassment in college premises.

MEMBERS NAME	POSITION	DESIGNATION	MOBILE NO.	E-MAIL ID
Mr. Rishi Acharya	Chairman	Dean	+91 8888808108	dean@veda-edu.com
Mr. Rushal Thaker	Coordinator	Student Welfare Officer	+91 9975708690	rushal@veda-edu.com
Ms. Darshana Gosavi	Member	FY Faculty	+91 7767885249	designs@veda-edu.com
Ms. Mamta Shaikh	Member	Non Teaching Staff	+91 9923638461	accounts@veda-edu.com
Ms. Sumalatha Nair	Member	Student	+91 9645383557	
Mr. B R Choudhary	NGO		+91 778776099	

I wish all students and faculties best of luck for a promising & challenging journey in this academic year.

When the going gets tough, the tough get going!


R A Heena

TPO & Student Welfare Officer

Thank  
you

**Everything you can imagine is real in our**  
**“Pune Animation Film Mahotsav”**





## P. A. Inamdar College of Visual Effects, Design and Art

Ground Floor, Hotel Management Building, Azam Campus, Camp,  
Pune - 411001, Maharashtra - INDIA

**INDIA'S LEADING COLLEGE OF MEDIA & ANIMATION**

Follow us on



[www.facebook.com/Veda.Edu](https://www.facebook.com/Veda.Edu)



[youtube.com/user/VEDAcourses](https://youtube.com/user/VEDAcourses)



[https://www.instagram.com/veda\\_edu/](https://www.instagram.com/veda_edu/)



[@veda\\_edu](https://twitter.com/veda_edu)



+91 7066 843 247/ 628



[www.veda-edu.com](http://www.veda-edu.com)



[enquiry@veda-edu.com](mailto:enquiry@veda-edu.com)